

# Log wood boiler

thermi<sup>n</sup>ator II touch



- ✓ Powerful products
- ✓ Modern design
- ✓ Low emissions



Log wood



Wood gasification technology

- ✓ Stainless steel combustion chamber
- ✓ Lambda sensor technology since 1981!
- ✓ Our experience is your advantage!

# SOLARFOCUS





Log Wood –





## Your certain benefits:

- ☑ Independence
- ☑ Renewable
- ☑ Environmentally friendly

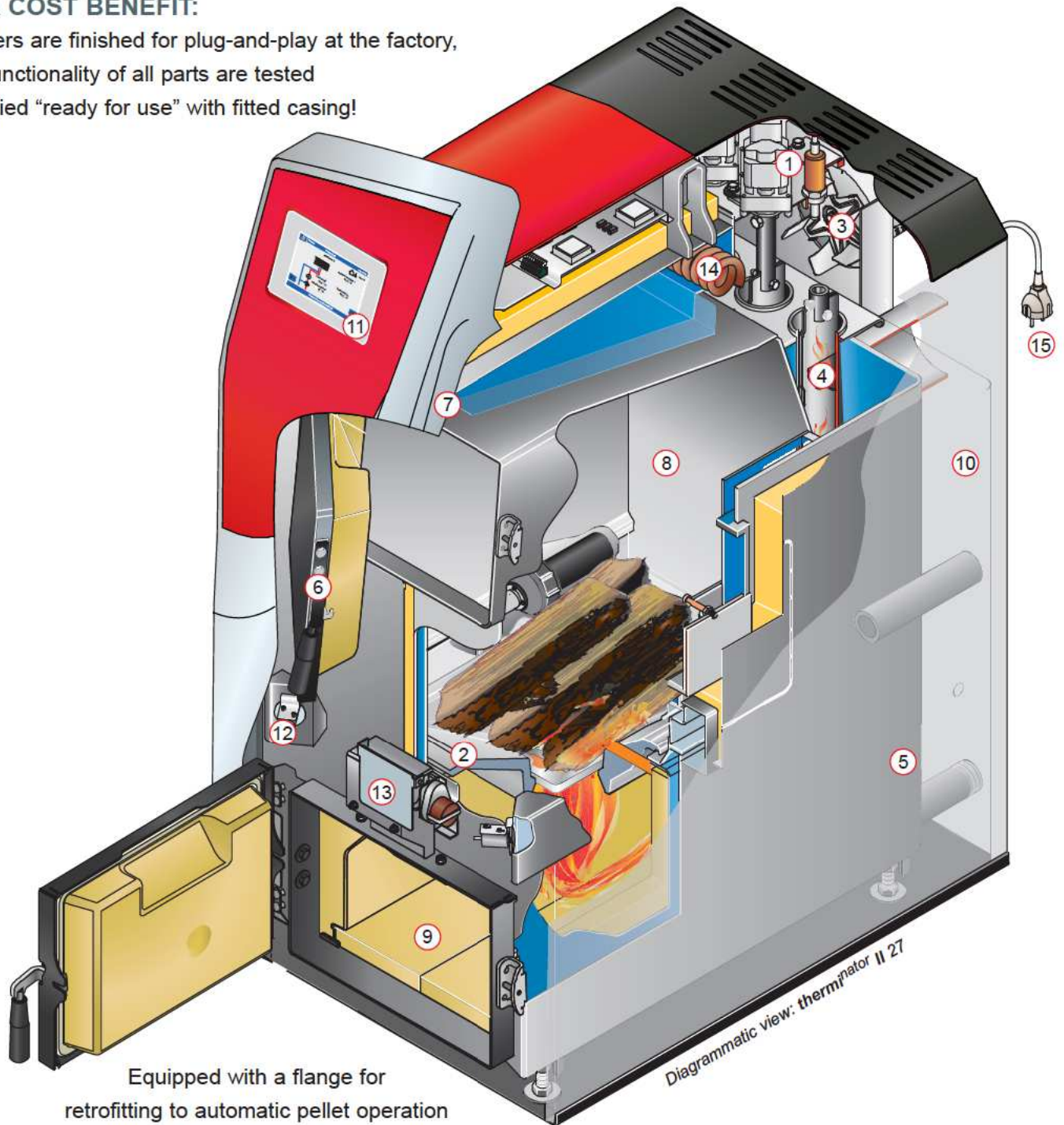
-The clever choice



# Sophisticated technology in detail

## YOUR COST BENEFIT:

- All boilers are finished for plug-and-play at the factory,
- the functionality of all parts are tested
  - supplied “ready for use” with fitted casing!



## thermi<sup>n</sup>ator II ● Efficiency up to **94,4 %**

### Legend:

- |   |   |
|---|---|
| 1 Lambda sensor                                       | 9 Generous ash chamber                      |
| 2 Hopper crucible of high quality cast chromium steel | 10 Casing                                   |
| 3 Suction fan   | 11 Control <b>eco</b> manager-touch         |
| 4 Compact heat exchangers with automatic cleaning     | 12 Primary air regulator                    |
| 5 Automatic ignition by hot air fan (accessory)       | 13 Secondary air regulator with servo motor |
| 6 Loading doors                                       | 14 Backup battery                           |
| 7 Temperature safety delimiter (STB)                  | 15 Delivered ready to use                   |
| 8 Stainless steel loading chamber                     |   |

## Makes heating fun – wood gasification technology with the highest levels of efficiency

30 years of experience in the development of wood gasification boilers have resulted in a perfectly engineered product.

### Stainless steel filling chamber

- The large dimensioned stainless steel filling chamber (10-year warranty in accordance with the maintenance agreement) is designed for 1/2-metre logs.
- Long burning time, long intervals between re-loading. Perfect combustion technology.

### Perfect combustion technology

- Perfect combustion thanks to the downfiring combustion technology in conjunction with the lambda sensor and the electronically controlled vacuum fan.
- Highest level of efficiency with minimum emission values relieve the pressure on your wallet and on our environment.

### Embers preservation

- Option to select the function "Embers preservation".
- Any residual embers remain in the combustion chamber on the hopper grate for a certain period of time, which facilitates the heating up process once they have burned away entirely.

### Ash box

- Large ash box, compressed fireclay plates.
- Extends the intervals of time between emptying the ashes. Easy servicing and a long life cycle of the high-temperature combustion chamber thanks to individually assembled fireclay plates.

### Heat exchanger cleaning

- Reamers clean the walls of the heat exchanger in pre-set intervals. Raising the flue gas temperature results in a loss of efficiency. A clean heat exchanger saves fuel!
- AUTOMATIC means AUTOMATIC! A constant level of efficiency saves energy costs. No manual after-cleaning needed. Maintenance-free.

### Automatic ignition

- The boiler is equipped with a fully automatic ignition.
- This means: The ignition is not only fully automatic at the time predefined by you in automatic operation with pellets, but also if you fill the boiler with suitable logs.


### Control

- Intuitive touch screen control *eco<sup>manager-touch</sup>*.
- The latest control concept with user-friendly operation controls your boiler in terms of performance and firing.



# Sophisticated technology in detail

## Generous stainless steel filling chamber



### Stainless steel filling chamber

is designed to accommodate half metre long logs. 10-year guarantee as per main tenance contract on the filling chamber.

### Pellet flange for automatically supply


It is easy to switch to pellet operation. Optional left or right.

### Hopper grate

No fire clay plates necessary in filling chamber.

## Gasifier technology

Complete burning by top flame temperatures about 1.200°C.



## Lambda sensor

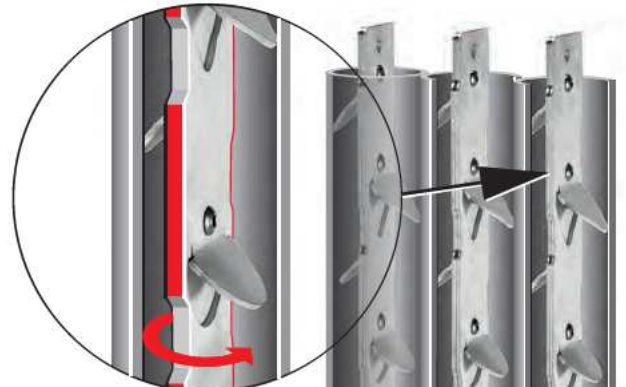
Experience with lamda technology since 1981. Guarantees energysaving combustion through adjustment to the fuel.



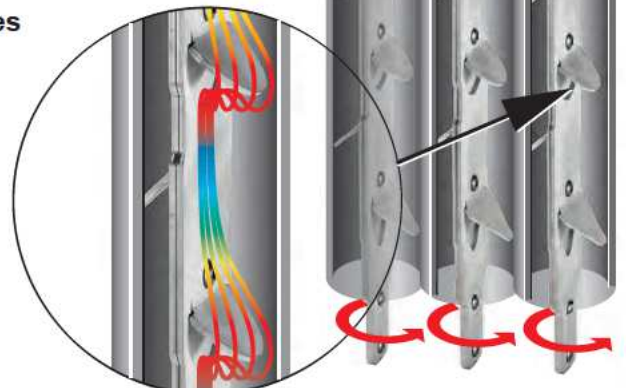
## Heat exchanger cleaning

Turbulators with flow-optimised guide plates clean the clean the heat exchangers automatically and ensure low flue gas temperatures.

### Rotating scraping edge



### Flow-optimised guide plates





## The core of your heating system the intelligent control *eco*manager-touch

To meet your daily comfort requirements, the controller is particularly important. The user determines when the heating comes on and how warm it should be.

- 7" VGA colour touch display: Guarantees simple, logical operation. Powerful microprocessor with power-saving standby mode.
- 1 weather-controlled heating circuit  
3-point heating circuit curve, up to 8 modules are possible (option).
- 1 DHW tank charging circuit, up to 4 modules are possible (option).
- Fresh water module controllable with or without recirculation pump (option).
- 2 x three-circuit or 4 x two-circuit solar controllers possible (option). Also suitable for high-efficiency pumps.
- **mySOLARFOCUS** app: App for smartphone (Android and Apple) with attractive design for intuitive operation of the main heating parameters, such as room and flow temperature incl. heating times. Possibility to visualise the solar yield with installed heat quantity meter and control via *eco*manager-touch
- Weatherman function: Takes the weather forecast for the system's location into consideration. In conjunction with a solar-thermal system, prevents uneconomical start of the boiler when the weather forecast is good.

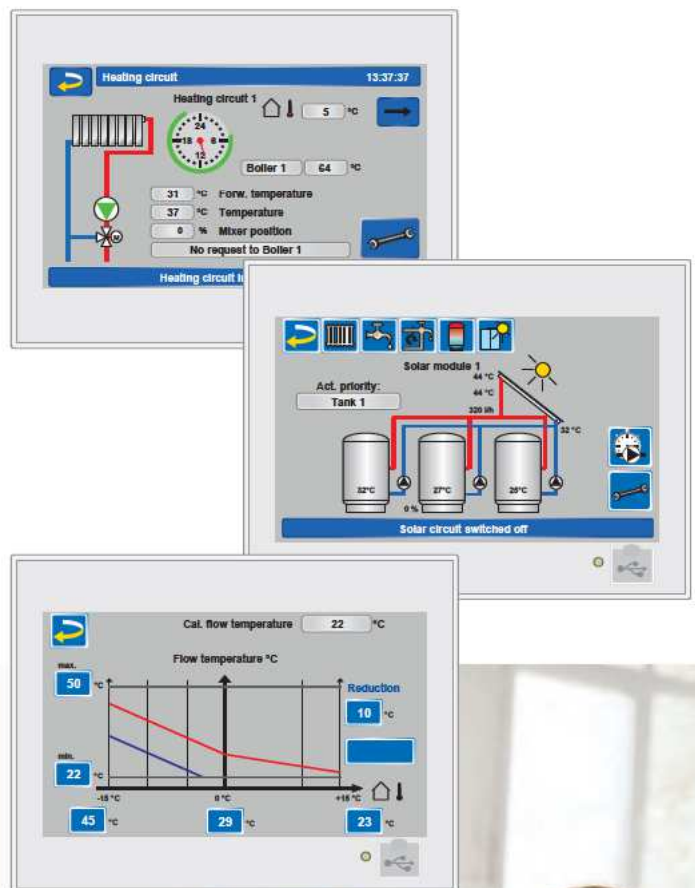
## *eco*manager-touch

helps you to measure and control!

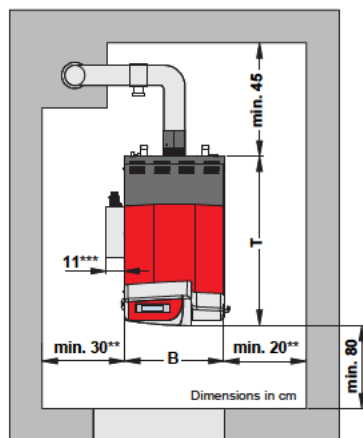
Changing outdoor temperatures have to be taken into consideration as precisely as very personal living habits. If the boiler is used in combination with a solar energy system, the burner only starts when the required heating energy cannot be fully provided by the solar energy system. This prevents any uneconomical boiler starts.

The *eco*manager-touch is very easy to use. It enables individual settings and ensures a perfectly tailored heating system.

## Weather-depending control + mySOLARFOCUS app







therminator II		18	27	36	49	60
Power	[kW]	18	27	36	49	60
Depth without fan (T)	[cm]	104	104	115	136	136
Total depth	[cm]	120	120	130	151	151
Width without ignition (B)	[cm]	62	62	67	83	83
Height incl. adjustable feet*	[cm]	155	155	166	167	167
Minimum room height****	[cm]	168	168	186	186	186
Flue pipe DM	[cm]	13	13	15	20	20
Height flue pipe centre*	[cm]	78	78	88	90	90
Weight	[kg]	534	534	652	777	777
Water content	[l]	90	90	126	188	188
Filling chamber volume	[l]	145	145	186	290	290
Maximum wood length	[cm]	56	56	56	66	66
Filling chamber door W x H	[cm]	34 x 24	34 x 24	39 x 24	54 x 24	54 x 24
Recommended buffer tank volume	[l]	2.000	2.000	3.000	4.000	4.000

\* Adjustable feet at maximum depth of thread

\*\*\* Automatically ignition optional (even right hand installed).

\*\* Access to the rear side of the boiler must be provided (at least 45 cm on the left or right).

\*\*\*\* The minimum room height is required for maintenance work.

## Everything from one supplier

Solar systems – Biomass heating – Storage technology – Fresh water technology

Tested state-of-the-art technology – EN ISO 9001 certified



Eliphot – Der neue Maßstab für Holzpellets



Your specialised dealer

**SOLARFOCUS GmbH, Werkstrasse 1, A-4451 St. Ulrich/Steyr**

e-mail: [office@solarfocus.com](mailto:office@solarfocus.com) Tel.: +43 (0) 7252 / 50 002 - 0

web: [www.solarfocus.com](http://www.solarfocus.com) Fax: +43 (0) 7252 / 50 002 - 10